

01 Dozuki backsaw series

Extremely fine 0.3mm thin blades



Crafted for the most precise woodwork and Joinery



AUTHENTIC JAPANESE DOZUKI BACK SAW SERIES FOR SERIOUS PROFESSIONAL FINE WOOD WORKS.

BLADE INTERCHANGEABLE

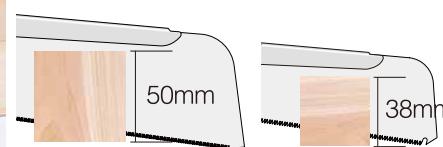
COMBINATION TABLE

Blade	Grip	Grip	
		STRAIGHT H-270 Wood LB	STRAIGHT H-190 Wood SB
DOZUKI HARD WOOD 240 P1.2		●	
DOZUKI FINE 240 P1.0		●	
DOZUKI HARD WOOD 150 P1.2			●
DOZUKI FINE 150 P1.0			●
DOZUKI PIERCING 150 P1.41			●



CUTTING DEPTH

240mm Type ≤ 50mm
150mm Type ≤ 38mm

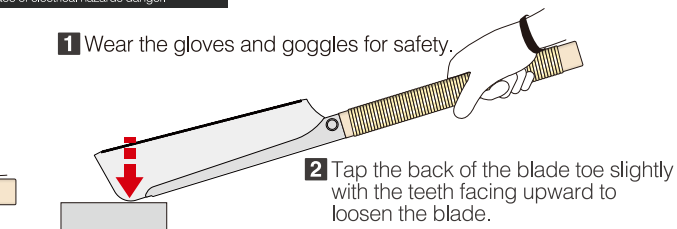
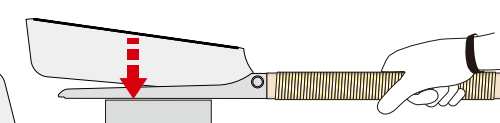
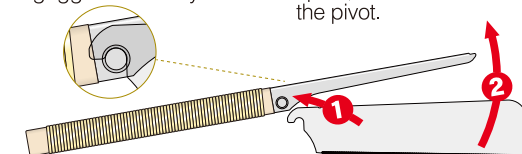


BLADE REPLACEMENT

CAUTION

Wearing goggles and gloves whenever replacing the blade or use the saw. Do not use the saw for the works other than specified purposes (woodwork). Store the saw well beyond the children's reach. ⚠ Do not use the saw at the place of electrical hazards danger.

- 1 Wear the gloves and goggles for safety.
- 2 Insert the blade into the spine, and hook onto the pivot.
- 3 Tap the spine back with the teeth facing upward to fix the blade.
- 1 Wear the gloves and goggles for safety.
- 2 Tap the back of the blade toe slightly with the teeth facing upward to loosen the blade.



English package

ZETSAW 's strategic products in English package for global market