

05 TUCK IN folding saw series

Crafted for multi-purpose with great portability



TUCK IN COARSE P-210

Ideal for orchard, vineyard pruning and cutting sawn wood, plywood etc.



	ITEM	CTN	PCS	SPEC
18001	Saw	6×8	48	Blade Length 210mm Pitch 3.00mm Thickness 0.90mm
18201	Blade	24×12	288	

TUCK IN FINE P-210


Developed for incredible cutting performance in sawn wood, plywood, laminated wood and pruning trees etc.



	ITEM	CTN	PCS	SPEC
18002	Saw	6×8	48	Blade Length 210mm Pitch 2.15mm Thickness 0.80mm
18202	Blade	24×12	288	

TUCK IN COARSE P-240

Ideal for pruning deciduous fruit trees and cutting sawn wood, plywood, laminated wood etc.



	ITEM	CTN	PCS	SPEC
18003	Saw	6×6	36	Blade Length 240mm Pitch 3.20mm Thickness 1.00mm
18203	Blade	24×12	288	

TUCK IN CARPENTRY P-240

Ideal for precise wood works on sawn wood, plywood, laminated wood, composit panel etc.

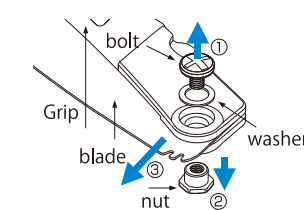


	ITEM	CTN	PCS	SPEC
18004	Saw	6×6	36	Blade Length 240mm Pitch 1.75mm Thickness 0.70mm
18204	Blade	24×12	288	

BOLT SET for TUCK IN series

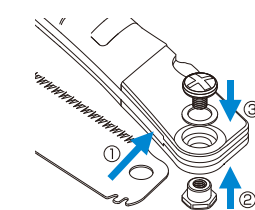


Blade Detachment:



1. Unfasten the bolt
2. Pull the nut out
3. Remove the blade

Blade Attachment:



1. Insert the blade into the handle
2. Put the bolt into the hole and connect to the nut
3. Fasten the bolt tightly